



 Hallberg-Rassy





Speed and Comfort











Lots of natural light



 Hallberg-Rassy








Optional wine cellar below the floor in the saloon




Accordion style curtains stowing upwards



Retractable 32 inch LED TV



Shoe locker in the lower step of the stairs



Big and double skylights, large opening side portlights, two hull portlights and white painted wooden panels in the alcoves bathe the interior in natural light



A powerful 75 HP Volvo Penta D2-75 engine

VOLVO PENTA



Wide and elegant stairs with built in shoe locker in the lower step



Bright and welcoming saloon



Elegant faucets, accessories from www.hr-parts.com



Top-opening waste bin



Holes and pegs fit all kinds of china



Optional Nespresso machine



Optional pull out freezer




Optional Swedish crystal glasses with Hallberg-Rassy logo and holders



Comfortable and seagoing galley

Aft head when combined with twin aft cabins






Large forward heads with separate shower with Plexi Glass doors and optional washing machine



Large aft head



The port side aft cabin, with hull portlight, skylight and generous storage



Optional twin aft cabins




Supercabin in front, no forward head



V cabin with smaller forward head



The V cabin with large forward head



Labelled wiring



Labelled through hull fittings with powerful valves



The inboard side of the work desk has a deep fiddle to retain moving objects, while the rear edge, where you rest your elbows, has no fiddle. The seat is nicely dished with is a useful bin on your right hand side



Rope bins to store halyard lines. Optional fixed cockpit table



The bathing platform with folding helmsman's seat and removable enclosing panels



Standard folding teak cockpit table



Powerful headsail foot blocks



*All skylights are flush mounted.
An anchor windlass and an electric Furlex foresail furler are under deck mounted*



Elegant teak entrance, optionally high gloss varnished



Well dimensioned mooring cleats bolted with four bolts, on top of the teak toe rail. Integrated rubbing strake in the hull. Rainwater is drained below the waterline to avoid staining the hull.



Optional FatFurl main



Efficient automatic vents



The pedestal controlling "everything", including bow- and stern thrusters, all four electric winches, up to 14 inch Multi Function Display with chart plotter, navigation lights, engine controls, anchor up and down, chain counter, stereo control and more





Standard specification, English

Hull and Deck

Hand lay-up GRP hull with a vinylester based barrier coat. The hull is insulated above water line with Divinycell PVC foam against heat and cold. Integrated rubbing strake with brass strip. White hull with blue decorative band in gelcoat. Under the mast support there is a steel beam moulded into the hull stiffener. Strong under floor reinforcements. Lead keel with reinforcement bolted on with eleven M 24 stainless steel bolts. The stainless steel rudder shaft is carefully mounted with two self aligning bearings for low friction in all situations. Strong engine foundations of GRP for effective sound insulation. Deck, coachroof areas and cockpit are of sandwich construction, solid in parts, laminated to the hull.

Deck and deck fittings

Deck, toerail, cockpit seats, cockpit coaming, cockpit floor, and bathing platform have top quality teak laid in silicon rubber. Strong stem fitting and anchor roller. Underdeck shelf prepared for optional electric anchor winch (windlass, chain and bow anchor is an extra). Stowage beneath for fenders and lines. Two strong stainless cleats forward, aft and midships, all bolted with four bolts each. Double stainless lifelines. Two scuppers on each side which drain rain water overboard just above waterline to prevent staining the hull. Genoajib and mainsheet tracks with blocks. Genoajib block adjustable from the cockpit. Selftailing genoajib chrome winches, size 50 ST. Two 40 ST winches in the cockpit for halyards. The halyards are hidden in channels under the coachroof. Seven flush-mounted skylight hatches. Twelve aluminium framed port holes, eight of these are opening, plus four fixed hull portlights. Pulpit and pushpit have opening for easy access on board. Integrated bathing platform in transom.

Cockpit

Four cockpit lockers; on both port and starboard side there are dry stowage lockers, plus two additional aft. Wheel steering with big 122 cm diameter leather covered steering wheel. Gas throttle on steering pedestal. Panel for engine instruments in the steering pedestal within easy reach of helmsman. High gloss folding teak cockpit table on pedestal. Alcove in the port side cockpit coaming. There is a separate gas locker accessible from the bathing platform with stowage for two optional 6 kg PK6 gas cylinders. Strong windscreen with side handholds, opening centre section and sprayhood over front part of cockpit. The sprayhood can be rolled away neatly into a protective cover. Sliding hatch of transparent milk coloured acrylic glass with teak handhold. On either side of this sliding hatch there are useful teak covered work surfaces, ideal as chart tables, etc. Chart tables and washboards in natural teak. Two washboards, the upper one louvered for ventilation. The washboards store in the cockpit locker.

Mast and rigging

Triple spreader deck stepped rig by Seldén. The mast is supported by a steel support with a mahogany cover. Furthermore, there is a steel beam moulded into the hull stiffener area under the mast support. Main boom with outhaul and two reefs controlled from the cockpit. Both reefs are single line reefs. German Cupper system for main sheet; one line controlled from port side and one from sb. Under-deck genoajib furling and reefing system. Seldén rod kicker. Tackle backstay tensioner. Generous dimensions of standing and running rigging avoid fatigue during unrestricted ocean sailing. Turnbuckles from Seldén. Deck light. Win-

dex wind indicator on mast top.

Sails

Mainsail and furling genoajib made from dacron in special Offshore quality with leather reinforcements from Elvström Sails, Denmark. Two reefs in main, battens and sail bags.

Accommodation details

All interior woodwork in light mahogany matt silk finish. Flush locker doors with ventilation above. Floor is varnished mahogany with inlaid holly strips. Saloon ceiling has panelling with mahogany strips and ceilings in remainder of boat have light lining. Cushions on all berths in sandwich foam, 10 cm harder and 2 cm softer on top, totally 12 cm / 5" thick and resting on unvarnished, well ventilated boards to avoid condensation. Handholds are in all the right positions. All portholes are fitted with curtains. Curtains also under the skylights in the saloon and forward cabin.

Saloon

The settee offers comfortable seating. On port side an L shaped 2.00 m / 6' 7" long sofa, on starboard a straight 2.00 m / 6' 7", with backrests with upper hinges such that the whole width of the berth can be used for sleeping accommodation. Between the settees a strong table with foldable sides. Top opening bar in the table. Headroom in saloon 1.96 m / 6' 5 1/2".

Galley

Big work top in solid composite stone material with strong, all round mahogany fiddle rail. Carefully insulated fridge with Isotherm electric compressor for chilling and a basket for small items. Extra deep, double sink. Two burner gas cooker with oven, well gimballed with fiddle rails and locking device for oven door and also for the cooker when in use in the marina. Electric lighting of burners, no matches are necessary. Safety switch on gas pipe. Crockery locker and cutlery drawer. Bread board. Room for saucepans and other kitchen utensils. There are special places for the waste bin and other items.

Heads Compartments

Two heads with separate showers with plexi glass doors. Bulkheads and lockers in white laminate. Teak grating. Wash basin and countertop in solid composite stone material. There is a large mirror. Shower water drained by pump directly overboard without going into bilges. Hand switch for shower pump for utmost safety. Strong, reliable pump action toilet. 2 x 70 litres holding tank, emptied by gravity or by deck pump out. Cupboard below the washbasin. The aft heads has ventilation through opening deck hatch. The forward heads has additionally ventilation through a deck hatch and a ventilator. The deck hatch has milk coloured glass to allow light but obstruct view into the heads. There is a wet locker.

Forward Cabin

The forward cabin is spacious and has a seat for dressing and undressing. Two 2.14 m / 7' long berths, foot end 68 cm and aft end 206 cm wide. Ample stowage above and below and in addition a number of lockers. Hanging locker. Opening skylight with curtain under.

Chart Table/work table

A comfortable work table seat. Electric panel to the right of the navigator. There are drawers and stowage slots.

Aft Cabin

The aft cabin has a hanging locker, a seat and a comfortable double berth, size 2.07 m where it is longest and 2.05 m where it is shortest. 1.52 wide where it is widest and the foot end 1.20 m. Stowage room below and above.

Engine and Engine Room

Engine: Volvo Penta D2-75/130S, 55 kW/75 HP 4 cylinder 2.2 Litres cylinder volume. Mounted with rubber feet on strong foundations and saildrive to reduce vibration and noise. Two bladed folding propeller. Water-cooled rubber exhaust pipe. Freshwater cooled engine. The hot freshwater circuit is led into a 40 L / 11 US gallon well insulated hot water tank. Due to the good insulation water remains hot for many hours after the engine has been run. The engine is served by a separate 75 Ah 12 V starter battery. There is a large filter for cooling water. There is an electric engine room fan.

Diesel

Approximately 340 litres / 91 US gallon under the port side saloon sofa. Between tank and engine there is a further large water and coarse filter in addition to the one on the engine.

Fresh water

Fresh water capacity is approximately 530 litres / 142 US gallon in three tanks, each with a gauge. The water goes to a pump and then on to a 2 litres pressure equalizing tank, and from there via a manifold is distributed to a 40 Litres / 11 US gallon hot water calorifier (heated by 230 V supply and the engine's cooling water) and the cold water system. As soon as a water tap is turned on the water which is under pressure in the pipes starts to flow. As soon as the pressure reduces the electric pump begins to work, and will continue until the pressure is built up again after closing tap. Filling of water tanks is through deck inlet. There are two bilge pumps; one manual and one high capacity electric emergency bilge pump that is floodable.

Electricity

Two separate circuits, one with 12 Volt and 75 Ah start battery for engine start and 12 Volt 240 Ah deep cycle flat plate traction batteries for general use on board. Charging of batteries is by 115 A alternator from engine. Lighting is located in all the important positions. There are adjustable lights above berths and settee. 12 V electric sockets at inner chart table and in the cockpit. Electric panel with circuit breakers at inner chart table. There is a fresh water and diesel meter. International LED navigation lights and LED steaming light for low power consumption. The electric panel has provision for additional outlets. A wiring diagram is supplied with each boat.

Refrigeration

An Isotherm refrigeration with electrical Danfoss compressor unit is fitted for the icebox. The unit is economical to run and is operated from the 12 volt supply.

Instrumentation

Above the sliding hatch Raymarine instruments; one i50 Speed, one i50 Depth and i60 Wind and magnetic compass. On the steering pedestal: RPM-meter, engine hours counter,

oil pressure indicator and voltmeter for engine start. Tank meters for fuel and fresh water, located at the electric central above the inner chart table.

Ventilation

Seven hatches, eight opening port holes, companionway washboards, two automatic vents in the saloon and two in front of the mast.

Steering

Wheel steering with twin spoke 122 cm leather covered stainless steel steering wheel. Direct link transmission for direct and exact feel. Emergency tiller. Illuminated compass and single lever engine control. The rudder has double self-aligning bearings for low friction in all situations.

Safety and General

All outside skin fittings are speedily and securely sealed by using ball-valves with Delrin-sealer. Double hose clips are used under water. For the toilet special non-diffusing hoses are used. All electric cables are, where possible, laid in special tubes and where this is not possible, cables are safely loomed away from the hull. There are large limber holes so that any water can easily drain to the bilge. The bilge is accessible by a removable inspection opening in the floor board. Inspection hatches for easy access also to sea cocks and speed/depth transducer. Three fire extinguishers; one fitted to the saloon table, one in the forward cabin and one in the aft cabin.

Type of Finish

The interior is treated with a silk finish varnish. Interior GRP parts are covered with two coats of topcoat. The underwater hull has two applications of epoxy primer and two coats of antifouling.

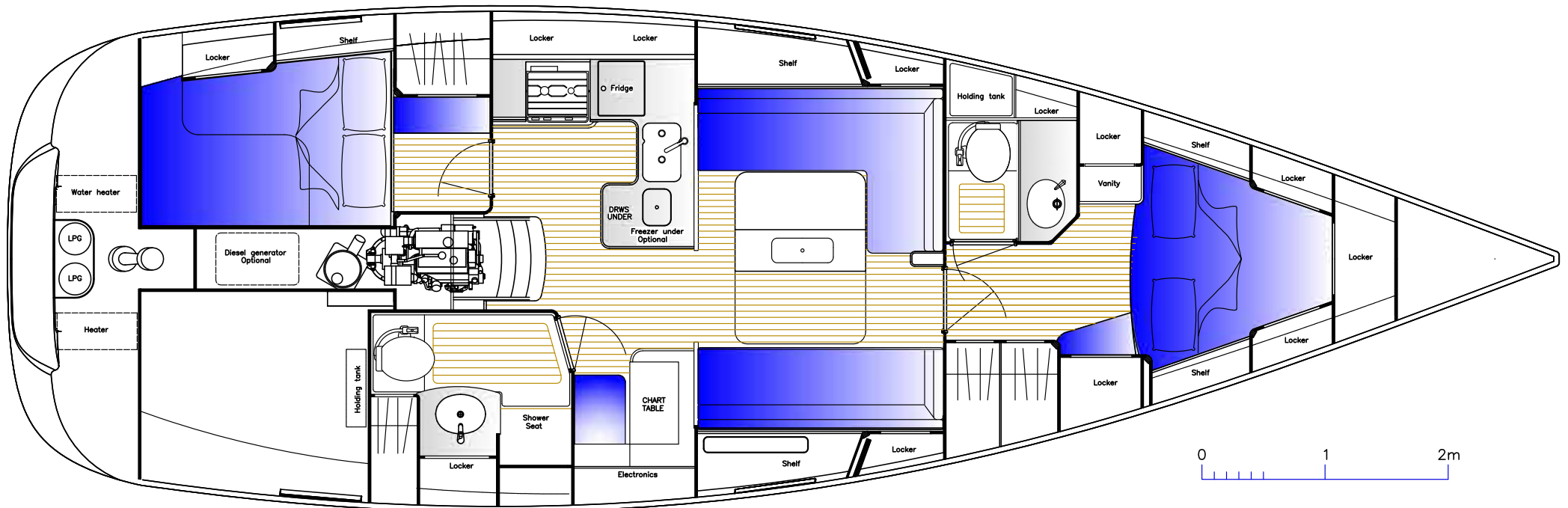
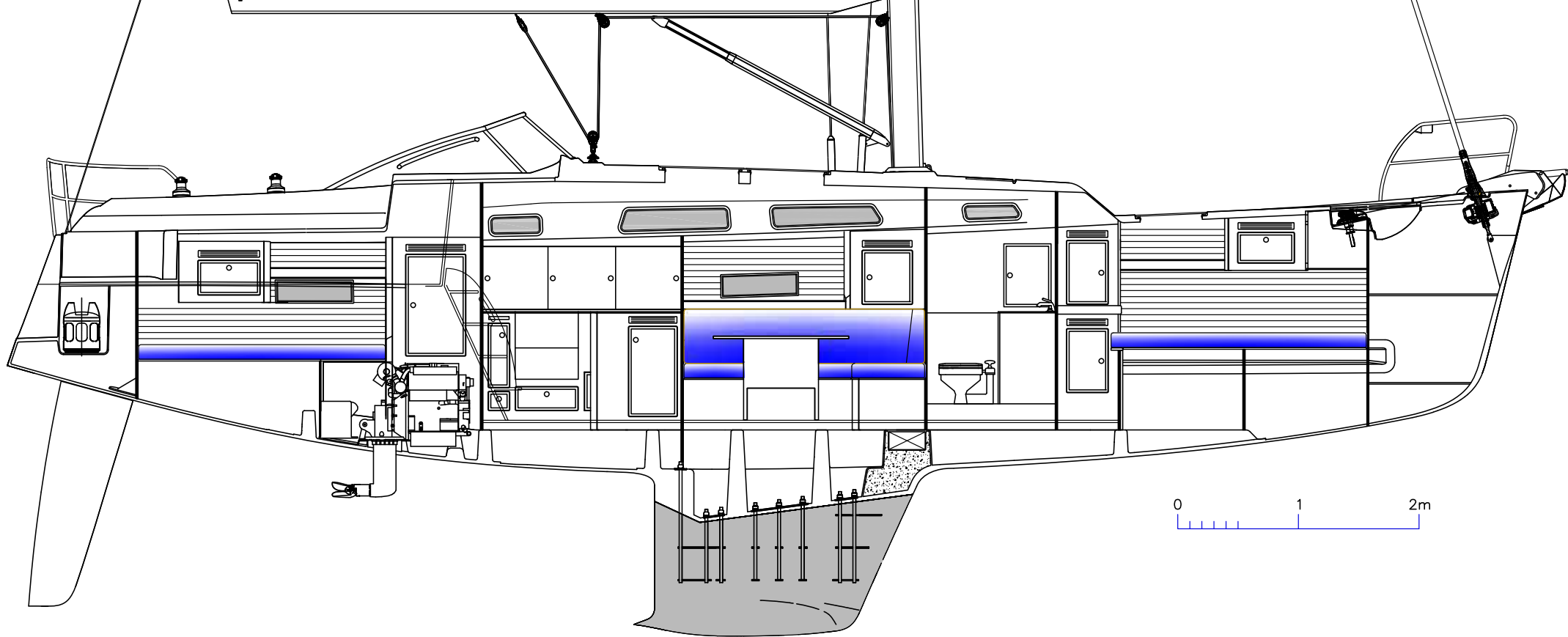
Certification

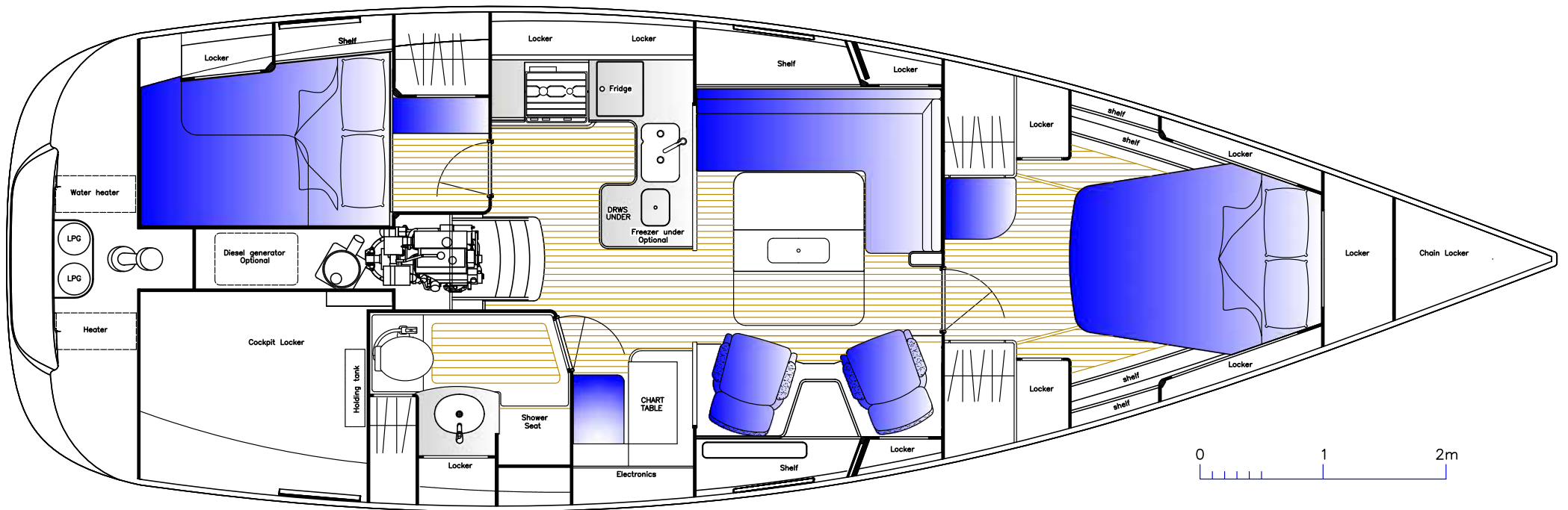
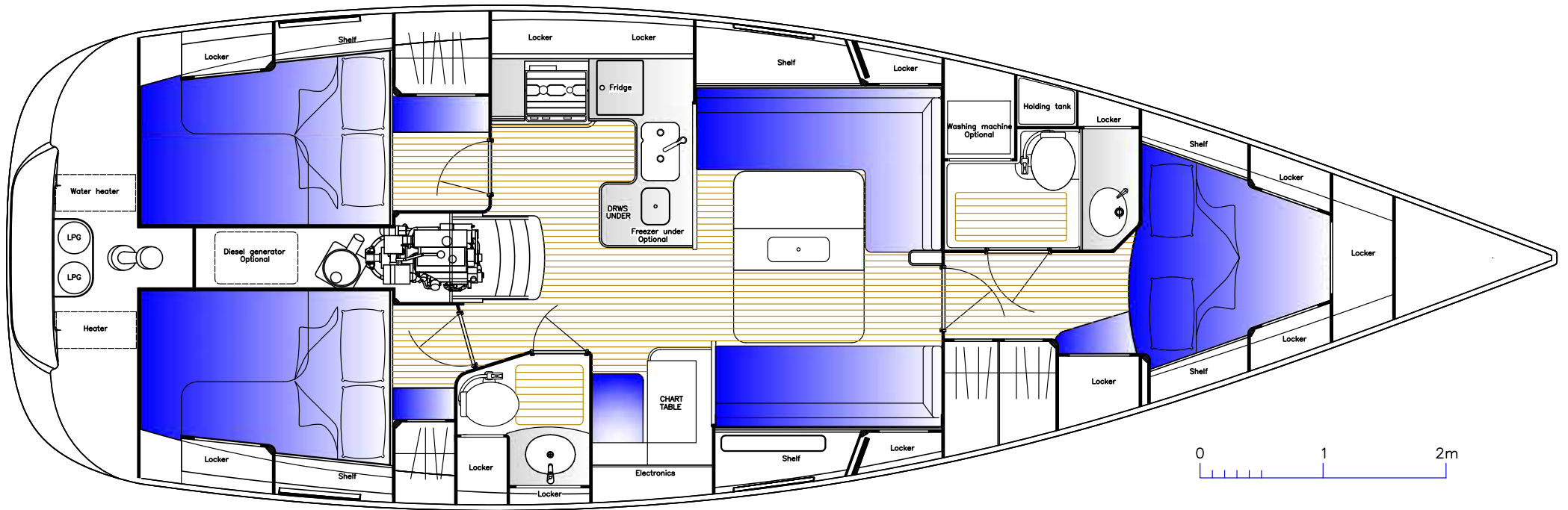
The boat is CE certified by Germanischer Lloyd and a CE plaque for category A (unlimited ocean voyages) is supplied.

Loose equipment

- Flagstaff
- Boat hook
- 6 Fenders, 55 cm / 22"
- 4 Mooring lines 10 m / 33', 16 mm
- Emergency tiller
- Main sail cover (not supplied if in mast furling is ordered)
- Two winch handles; one long and one short

Modifications reserved. Chosen extra equipment may affect this standard specification. Drawings are for orientation only. Measurements are not to be taken from these drawings. Drawings and photos show optional equipment.







HALLBERG-RASSY 412

Design	Germán Frers
Hull length	12.61 m / 41' 5"
Beam	4.11 m / 13' 6"
Waterline at rest	11.50 m / 37' 9"
Draft at empty load	1.99 m * / 6' 7" *
Displacement, empty standard boat	11.1 t / 24 400 lbs
Keel weight	4.0 t / 8 830 lbs
Keel type	Lead on deep bilge
Sail area with main and 100% fore triangle	90 m ² / 970 ft ²
Sail area with main and code zero	130.9 m ² / 1 410 ft ²
Air draft, excl. Windex and antennas	19.65 m / 64' 6"
Engine	Volvo Penta D2-75
Power	55 kW / 75 HP
Cylinder volume	2.19 litres
Alternator	115 A
STIX	47
Diesel tanks	340 litres / 91 US gallon
Fresh water tanks	530 litres / 142 US gallon
Holding tanks	2 x 70 litres / 2 x 19 US gal.
CE category	A - Unlimited ocean voyages

Printed January 2018. Photos and texts show extra equipment. There are a lot more photos and in-depth information on our website www.hallberg-rassy.com



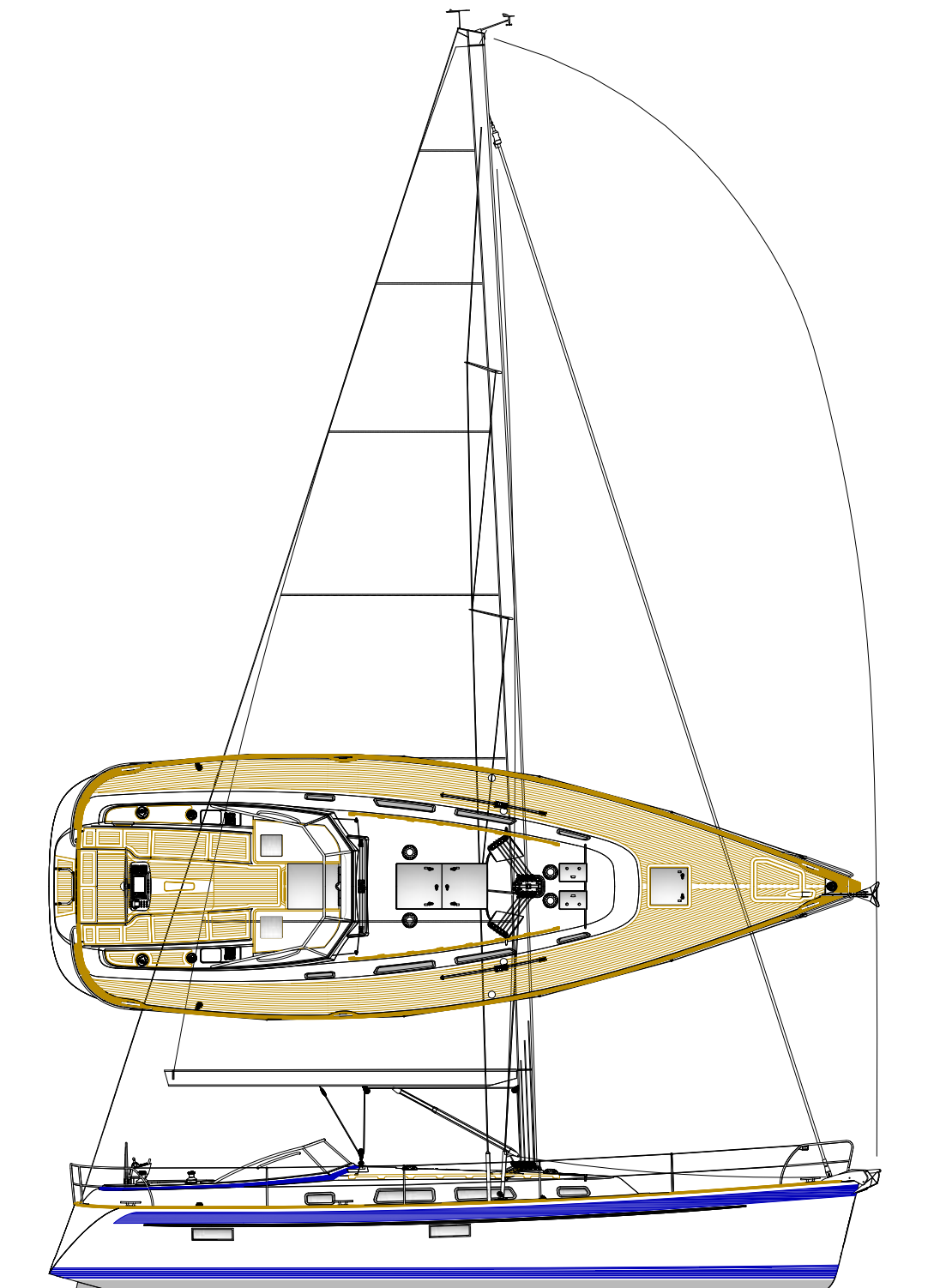
One day you'll be glad it's a Hallberg-Rassy

**HALLBERG-RASSY VARVS AB
HALLBERG-RASSYVÄGEN 1
SE-474 31 ELLÖS, SWEDEN**

TEL +46-304-54 800

www.hallberg-rassy.com

**www.facebook.com/hallberg-rassy
www.instagram.com/hallberg-rassy**





Hallberg-Rassy

HALLBERG-RASSY VARVS AB, HALLBERG-RASSYVÄGEN 1, SE-474 31 ELLÖS, SWEDEN
TEL +46-304-54 800 info@hallberg-rassy.se www.hallberg-rassy.com www.facebook.com/hallberg-rassy

ORIGINAL SPARE PARTS AND ACCESSORIES: HALLBERG-RASSY PARTS AB, HALLBERG-RASSYVÄGEN 2, SE-474 31 ELLÖS, SWEDEN.
TEL +46 304 54 840. info@hr-parts.com www.hr-parts.com www.facebook.com/hallberg-rassy-parts

ARGENTINA: JOSÉ FRERS, RUBEN DARIO 3447 (1646) VICTORIA P.B.A. TEL +54-11 47 45 05 37. jfrers@josefrers.com **BULGARIA:** FININVEST LTD., BOGORIDY ST No 59, BG-8000 BOURGAS. TEL +359 (0)56 845 107 fininv@bs.spnet.net **CHILE:** MARES CHILE, NUEVA COSTANERA 3840 OFFICE 01 SANTIAGO, TEL +56 2 2263 1000 info@mareschile.cl **CHINA:** SHANGHAI SAILINGLIFE CLUB CO., LTD., SHANGHAI YUSHEN INTERNATIONAL TRADE CO., LTD., ROOM 112, H DONG, No. 689 GUANGHUA Rd., MINHANG DISTRICT, SHANGHAI 201108 TEL +86-21-64059167 MOBILE +86 186 21 80 63 63, +86-13671890890 EMAIL info@sailinglife.com.cn **CROATIA, SERBIA, SLOVENIA, BOSNIA AND HERCEGOVINA, MACEDONIA AND MONTENEGRO:** MORE OCEAN D.O.O., SMIČIKLASOVA 19, HR-10 000 ZAGREB, CROATIA marko@moreocean.hr TEL +385 1 5509501 **DENMARK:** DIRECTLY FROM THE YARD IN SWEDEN. **FINLAND:** OY HELLMAN YACHTS AB, TAMMISTONTIE 256, FIN-20900 TURKU TEL +358 (0)2 2581 600 lassi.hellman@helmarin.fi **FRANCE:** LJB MARINE, GALERIE MARCHANDE DES MINIMES, 46 AVENUE DU LAZARET, FR-

17000 LA ROCHELLE. TEL +33 5 46 52 19 52. info@ljb-marine.com **GERMANY:** HALLBERG-RASSY DEUTSCHLAND GmbH, AN DER WIEK 7-15, DE-23730 NEUSTADT. info@hallberg-rassy.de TEL 04561-55 86 48. **HOLLAND:** NOVA YACHTING INT. BV, JACHTHAVEN BRUINISSE, JACHTHAVENWEG 72., NL-4311 NC BRUINISSE. TEL +31-111-48 18 10. info@nova-yachting.nl **ITALY:** MARINE LIONS YACHTING SRL, VIA SALENTO 12, IT-00162 ROMA. TEL 06-44 23 75 37. info@hallberg-rassy.it **JAPAN:** KAIWO CO., LTD, 4-3 SHIRAHO, KANAZAWA-KU, YOKOHAMA, 236-0007 TEL: 81-45-773-0685 info@kaiwo.com **MALTA:** YACHTING PARTNERS MALTA LTD., SHAWN SPITERI DUCA, 183/4 MARINA STREET, PIETA PTA 9042 TEL: +356 21252727 shawn@ypr.com.mt **NORWAY:** NORMARITIME AS, OLE PETTER POLLEN, MARTIN LINGESVEI 25, NO-1364 FORNEBU. TEL: +47-91 77 14 51 post@normaritime.no **RUSSIA:** JONACOR MARINE, PESOCHNAYA NAB.18, RU-197022 ST. PETERSBURG TEL: +7 (812) 702 47 70 dmitry.samoylov@jonacor-marine.ru **SPAIN:** OLMARINE, PORT GINESTA - LOCAL 720, ES-08860

LES BOTIGUES DE SITGES (BARCELONA) TEL +34 62 02 75 011 info@olmarine.es **SWITZERLAND:** BOOTSWERFT ROLF MÜLLER AG, BOTTIGHOFEN, CH-8574 LENGWIL. TEL 071-688 41 41. **TURKEY:** PRIENE TURIZM YATCILIK SAN. VE TIC. LTD. STI., MR E GALIP KAYNAR, CEMILTOPUZLU CAD. 104 A/16-17 B BLOK, RAGIP PASA KORUSU TR-34728 CADDEBOSTAN, ISTANBUL TEL +90 216 4677100 galipkaynar@arti-d.com **UK:** TRANSWORLD YACHTS SAILING LTD., HAMBLE POINT MARINA, SCHOOL LANE, HAMBLE, SOUTHAMPTON SO31 4NB TEL 023-80 45 40 00 eng@transworld-yachts.co.uk **USA, CT:** Eastland Yachts Inc., 33 Pratt Street, Essex, CT 06426. Tel 860-767-8224. eyi@eastlandyachts.com **USA, MD:** FREE STATE YACHTS INC., HERRINGTON HARBOUR MARINA NORTH, P O Box 220, DEALE, MARYLAND 20751, TEL: 410-867-9022, 800-871-1333. sales@freestateyachts.com **USA, WA:** SWIFTSURE YACHTS, 2500 WESTLAKE AVE. N., SUITE F, SEATTLE WA 98109 TEL 206 378 1110 info@swiftsureyachts.com